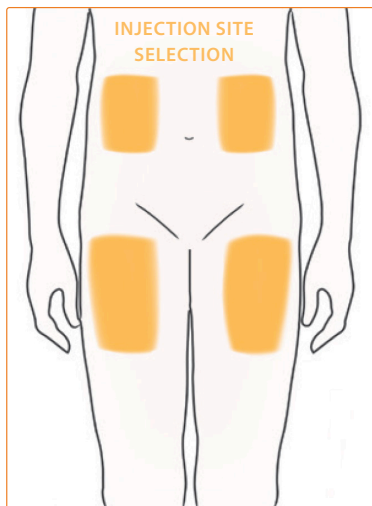


Methotrexate Subcutaneous Pre-Filled Syringe 50mg/ml

Carefully read the instructions below before injection, and always use the injection technique advised.



PREPARATION

Select a clean, flat and well-lit working surface.

Collect necessary items before you begin:

1. Gauze/Tissue.
2. Alcohol swab/Disinfectant wipe.
3. Biohazard Sharps Container.
4. Methotrexate Subcutaneous Pre-Filled Syringe.

Wash hands thoroughly with soap and water. Before use, check the Methotrexate Subcutaneous Pre-Filled Syringe for visual defects or damage.

INJECTION SITE SELECTION

The best sites for injection are:

- Upper thighs and abdomen (except around the navel.)
- Change the injection site with each injection. This may reduce the risk of developing irritations at the injection site.

See image for recommended injection sites.

SAFE HANDLING INSTRUCTIONS

Good medical practice will minimize exposure of persons involved with frequent handling of this drug as outlined below:

Methotrexate Subcutaneous Pre-Filled Syringe should not come into contact with the surface of the skin or mucosa. Persons involved with handling this drug should avoid contact with skin and inhalation of airborne particles. In the event of contamination, rinse the affected area immediately with plenty of water. If you or someone around you is injured by the needle, consult your doctor immediately and do not use this pre-filled syringe.

REPORTING OF SIDE EFFECTS - HEALTH CANADA

You can report any suspected side effects associated with the use of health products to Health Canada by: Visiting the Web page on Adverse Reaction Reporting (<https://www.canada.ca/en/health-canada/services/drugs-health-products/medeffect-canada/adverse-reaction-reporting.html>) for information on how to report online, by mail or by fax; or Calling toll-free at 1-866-234-2345.

NOTE: Should you require information related to the management of side effects, contact your health professional. The Canada Vigilance Program does not provide medical advice.

Side Effects can also be reported to Accord Healthcare Inc. at 1-866-296-0354 or by email at safety@accordhealth.ca.

DESCRIPTION:	STRENGTH:	DOSAGE - ONCE WEEKLY:	UPC:	DIN:
Methotrexate Subcutaneous 50mg/ml	15mg/0.30mL	Single-use Pre-Filled Syringe	627968511104	02491311
Methotrexate Subcutaneous 50mg/ml	17.5mg/0.35mL	Single-use Pre-Filled Syringe	627968511135	02491338
Methotrexate Subcutaneous 50mg/ml	20mg/0.4mL	Single-use Pre-Filled Syringe	627968511166	02491346
Methotrexate Subcutaneous 50mg/ml	22.5mg/0.45mL	Single-use Pre-Filled Syringe	627968511197	02491354
Methotrexate Subcutaneous 50mg/ml	25mg/0.5mL	Single-use Pre-Filled Syringe	627968511227	02491362

Injection Instructions



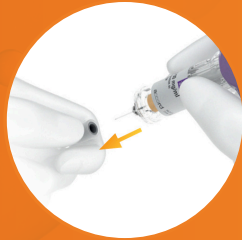
1. UNPACK & INSPECT

- Remove Methotrexate Subcutaneous pre-filled syringe from the packaging at room temperature.
- Inspect for visual defects or damage.



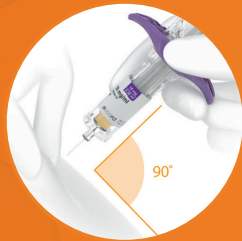
2. DISINFECT INJECTION SITE

- Choose an appropriate injection site and disinfect it with alcohol swab or disinfectant wipe. Allow at least 60 seconds for the disinfectant to dry.



3. REMOVE THE PROTECTIVE CAP

- Hold the body of the needle safety guard in one hand with the needle end pointing away from you and without touching the plunger rod;
- Pull the needle cap straight off with your other hand;
- After removal, throw away the needle cap in a biohazard sharps container.



4. INSERT THE NEEDLE

- Lightly pinch the skin at the injection site with one hand;
- With the other hand insert the needle into the injection site on a 90 degree angle without touching the plunger rod head.



5. INJECTION

- Place the thumb on the plunger rod head;
- Slowly depress the plunger rod and push firmly at the end of the injection to ensure that syringe emptying is completed.
- Hold the skin securely until the injection is completed.



6. NEEDLE STICK PROTECTION

- The safety system will activate once the plunger rod is fully depressed:
 - Keep the syringe still and slowly lift your thumb off of the plunger rod head;
 - The plunger rod will move up with your thumb and the spring will retract the needle from the site, into the needle safety guard.



7. DISPOSE OF USED SUPPLIES

- Once the syringe has been used, immediately discard the needle safety guard into a biohazard sharps container.
- Do not recap the needle.
- Do not throw away the used syringe in household trash.

accord

Accord Healthcare Inc.
3535 Saint-Charles Blvd Suite 704,
Kirkland, Quebec H9H 5B9